
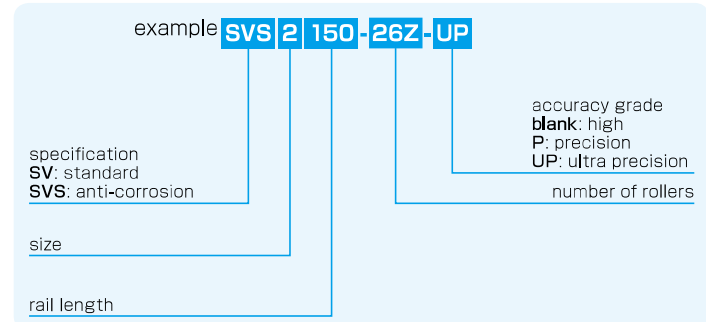


SV TYPE

-SV1/SV2-



part number structure



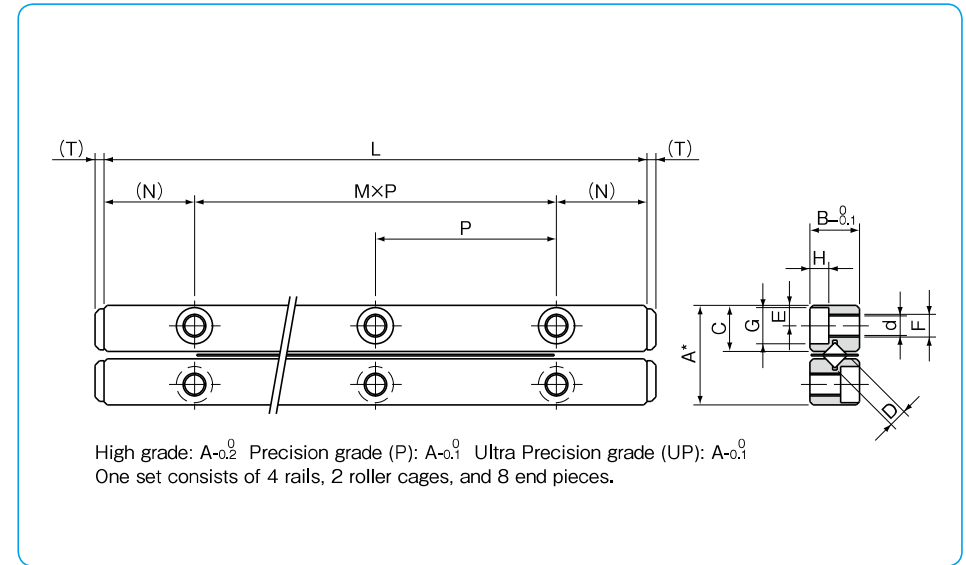
※Stainless steel rollers are used for anti-corrosion type. (refer to page G-5)

part number		stroke	roller diameter D mm	number of rollers Z	L mm	A mm	B mm	C mm
standard	anti-corrosion	ST mm						
SV 1020-5Z	SVS 1020-5Z	12	1.5	5	20	8.5	4	3.8
1030-7Z	1030-7Z	20		7	30			
1040-10Z	1040-10Z	27		10	40			
1050-13Z	1050-13Z	32		13	50			
1060-16Z	1060-16Z	37		16	60			
1070-19Z	1070-19Z	42		19	70			
1080-21Z	1080-21Z	50		21	80			
SV 2030-5Z	SVS 2030-5Z	18		2	5			
2045-8Z	2045-8Z	24	8		45			
2060-11Z	2060-11Z	30	11		60			
2075-13Z	2075-13Z	44	13		75			
2090-16Z	2090-16Z	50	16		90			
2105-18Z	2105-18Z	64	18		105			
2120-21Z	2120-21Z	70	21		120			
2135-23Z	2135-23Z	84	23		135			
2150-26Z	2150-26Z	90	26		150			
2165-29Z	2165-29Z	95	29		165			
2180-32Z	2180-32Z	100	32		180			

※Maximum Rail Length (standard type only)

part number	Max. length
SV1	200mm
SV2	450mm

※Please contact NB for details.




major dimensions								basic load rating			mass (one set) g	size
M × P mm	N mm	E mm	F	d mm	G mm	H mm	T mm	dynamic C N	static Co N	allowable load F N		
1 × 10	5	1.8	M2	1.65	3	1.4	0.8	464	476	158	11	1020
2 × 10								641	714	237	14	1030
3 × 10								959	1,190	396	18	1040
4 × 10								1,100	1,420	475	22	1050
5 × 10								1,380	1,900	633	26	1060
6 × 10								1,510	2,140	712	30	1070
7 × 10								1,650	2,380	792	34	1080
1 × 15	7.5	2.5	M3	2.55	4.4	2	1.2	1,090	1,170	390	28	2030
2 × 15								1,900	2,340	780	42	2045
3 × 15								2,270	2,930	976	55	2060
4 × 15								2,620	3,510	1,170	69	2075
5 × 15								3,280	4,680	1,560	83	2090
6 × 15								3,590	5,270	1,750	96	2105
7 × 15								3,900	5,860	1,950	110	2120
8 × 15								4,210	6,440	2,140	123	2135
9 × 15								4,790	7,610	2,530	137	2150
10 × 15								5,080	8,200	2,730	151	2165
11 × 15								5,640	9,370	3,120	165	2180

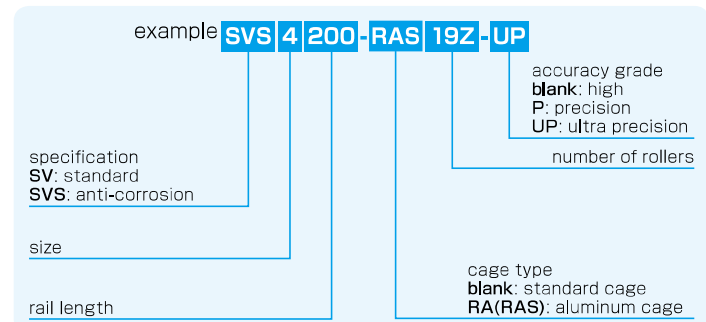
1N=0.102kgf

SV TYPE

-SV3/SV4-



part number structure



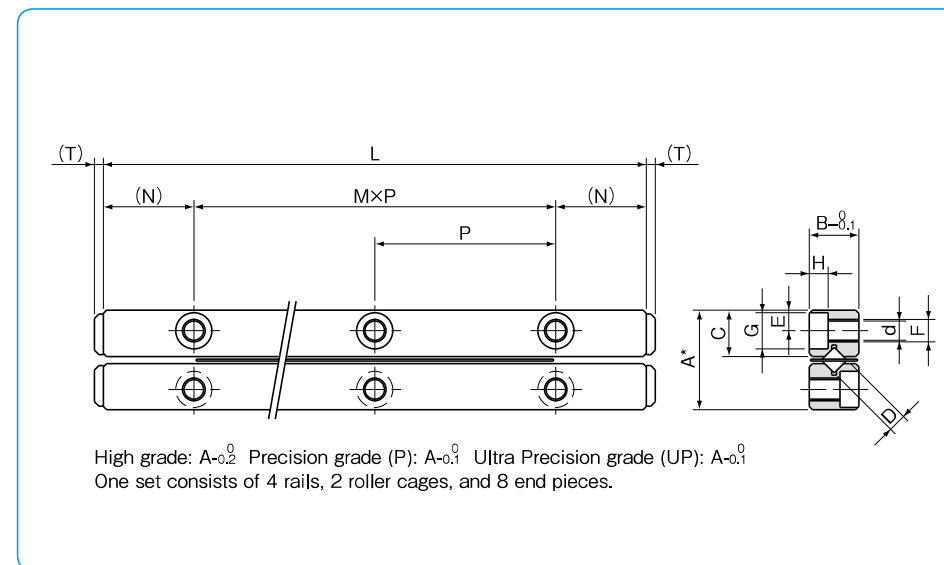
※Stainless steel rollers are used for anti-corrosion type. (refer to page G-5)

part number		stroke	roller diameter D mm	number of rollers Z	L mm	A mm	B mm	C mm
standard	anti-corrosion	ST mm						
SV 3050-7Z	SVS 3050-7Z	28	3	7	50	18	8	8.3
3075-10Z	3075-10Z	48		10	75			
3100-14Z	3100-14Z	58		14	100			
3125-17Z	3125-17Z	78		17	125			
3150-21Z	3150-21Z	88		21	150			
3175-24Z	3175-24Z	105		24	175			
3200-28Z	3200-28Z	115		28	200			
3225-31Z	3225-31Z	135		31	225			
3250-35Z	3250-35Z	145		35	250			
3275-38Z	3275-38Z	165		38	275			
3300-42Z	3300-42Z	175		42	300			
3325-45Z	3325-45Z	195		45	325			
3350-49Z	3350-49Z	205		49	350			
SV 4080-7Z	SVS 4080-7Z	58		4	7			
4120-11Z	4120-11Z	82	11		120			
4160-15Z	4160-15Z	105	15		160			
4200-19Z	4200-19Z	130	19		200			
4240-23Z	4240-23Z	150	23		240			
4280-27Z	4280-27Z	175	27		280			
4320-31Z	4320-31Z	200	31		320			
4360-35Z	4360-35Z	225	35		360			
4400-39Z	4400-39Z	250	39		400			
4440-43Z	4440-43Z	270	43		440			
4480-47Z	4480-47Z	295	47		480			

※Maximum Rail Length (standard type only)

part number	Max. length
SV3	700mm
SV4	700mm

※Please contact NB for details.




major dimensions								basic load rating		allowable load F N	mass (one set) g	size
M×P mm	N mm	E mm	F	d mm	G mm	H mm	T mm	dynamic C N	static Co N			
1×25	12.5	3.5	M4	3.3	6	3.1	2	3,490	3,890	1,290	94	3050
2×25								5,230	6,490	2,160	135	3075
3×25								6,810	9,080	3,020	187	3100
4×25								7,560	10,300	3,450	234	3125
5×25								9,000	12,900	4,320	281	3150
6×25								10,300	15,500	5,180	327	3175
7×25								11,700	18,100	6,040	374	3200
8×25								12,300	19,400	6,480	421	3225
9×25								13,600	22,000	7,340	468	3250
10×25								14,800	24,600	8,200	514	3275
11×25								16,000	27,200	9,070	561	3300
12×25								16,600	28,500	9,500	608	3325
13×25								17,800	31,100	10,300	655	3350
1×40								20	4.5	M5	4.3	8
2×40	10,600	13,200	4,400	385	4120							
3×40	13,800	18,400	6,160	510	4160							
4×40	16,800	23,700	7,920	635	4200							
5×40	19,700	29,000	9,680	770	4240							
6×40	22,400	34,300	11,400	905	4280							
7×40	25,100	39,600	13,200	1,020	4320							
8×40	27,600	44,800	14,900	1,160	4360							
9×40	30,200	50,100	16,700	1,280	4400							
10×40	32,600	55,400	18,400	1,410	4440							
11×40	35,000	60,700	20,200	1,540	4480							

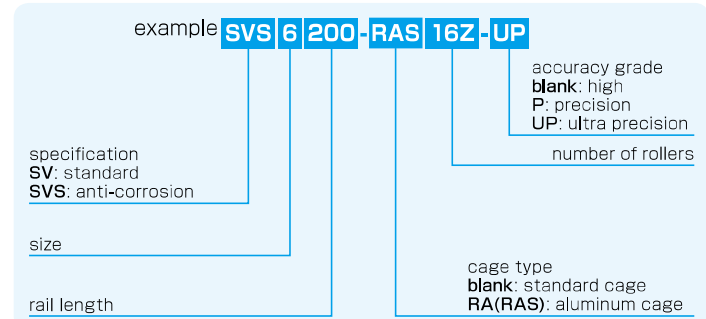
1N=0.102kgf

SV TYPE

-SV6/SV9-

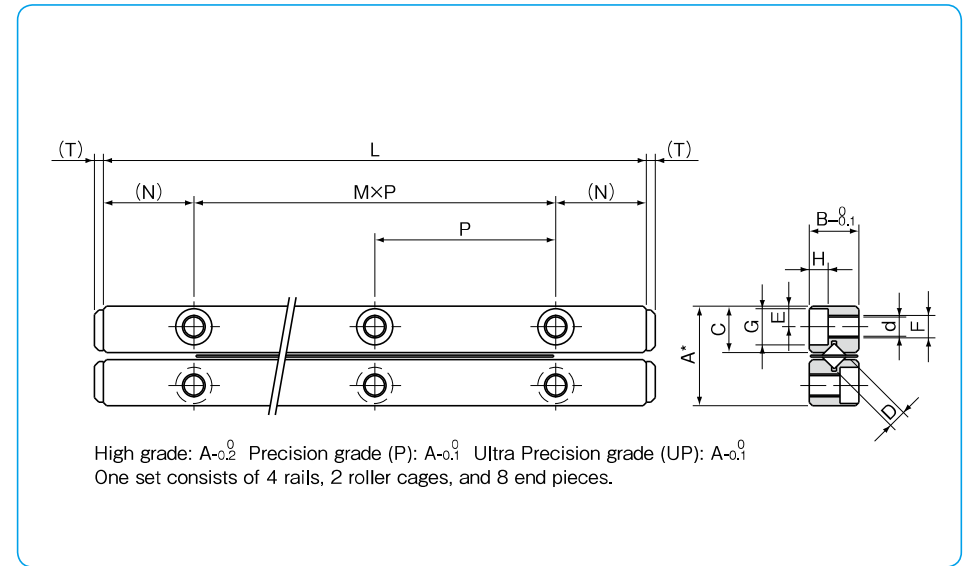


part number structure



※Stainless steel rollers are used for anti-corrosion type. (refer to page G-5)

part number		stroke	roller diameter D mm	number of rollers Z	L mm	A mm	B mm	C mm
standard	anti-corrosion	ST mm						
SV 6100-8Z	SVS 6100-8Z	55	6	8	100	31	15	14.2
6150-12Z	6150-12Z	85		12	150			
6200-16Z	6200-16Z	120		16	200			
6250-20Z	6250-20Z	150		20	250			
6300-24Z	6300-24Z	185		24	300			
6350-28Z	6350-28Z	215		28	350			
6400-32Z	6400-32Z	245		32	400			
6450-36Z	6450-36Z	280		36	450			
6500-40Z	6500-40Z	310		40	500			
6600-49Z	6600-49Z	360		49	600			
SV 9200-10Z	SVS 9200-10Z	115	9	10	200	44	22	20.2
9300-15Z	9300-15Z	175		15	300			
9400-20Z	9400-20Z	235		20	400			
9500-25Z	9500-25Z	295		25	500			
9600-30Z	9600-30Z	355		30	600			
9700-35Z	9700-35Z	415		35	700			
9800-40Z	9800-40Z	475		40	800			
9900-45Z	9900-45Z	535		45	900			
91000-50Z	91000-50Z	595		50	1,000			



major dimensions								basic load rating		allowable load F N	mass (one set) g	size
M x P mm	N mm	E mm	F mm	d mm	G mm	H mm	T mm	dynamic C N	static Co N			
1 x 50	25	6	M6	5.2	9.5	5.2	3	20,700	23,600	7,880	628	6100
2 x 50								28,500	35,500	11,800	942	6150
3 x 50								35,700	47,300	15,700	1,260	6200
4 x 50								42,500	59,200	19,700	1,570	6250
5 x 50								49,000	71,000	23,600	1,880	6300
6 x 50								55,300	82,800	27,600	2,200	6350
7 x 50								61,400	94,700	31,500	2,510	6400
8 x 50								67,300	106,000	35,400	2,830	6450
9 x 50								73,100	118,000	39,400	3,140	6500
11 x 50								84,200	142,000	47,300	3,770	6600
1 x 100	50	9	M8	6.8	10.5	6.2	4	60,900	70,700	23,500	2,720	9200
2 x 100								79,300	98,900	32,900	4,030	9300
3 x 100								104,000	141,000	47,000	5,380	9400
4 x 100								120,000	169,000	56,400	6,700	9500
5 x 100								143,000	212,000	70,500	8,050	9600
6 x 100								158,000	240,000	79,900	9,230	9700
7 x 100								180,000	282,000	94,000	10,500	9800
8 x 100								193,000	311,000	103,000	11,900	9900
9 x 100								214,000	353,000	117,000	13,000	91000

1N≒0.102kgf


※Maximum Rail Length (standard type only)

part number	Max. length
SV6	700mm

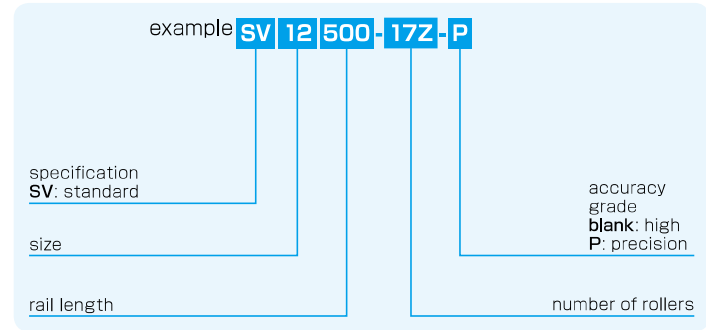
※Please contact NB for details.

SV TYPE

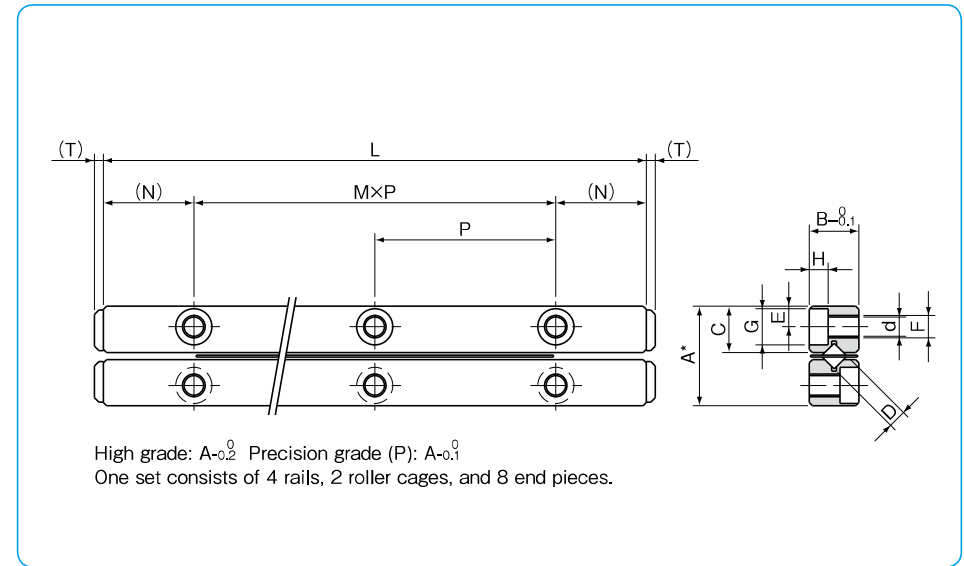
-SV12-



part number structure



part number		stroke	roller diameter D mm	number of rollers Z	L mm	A mm	B mm	C mm
standard	anti-corrosion	ST mm						
SV12300-10Z	SVS12300-10Z	200	12	10	300	58	28	27
12400-14Z	12400-14Z	240		14	400			
12500-17Z	12500-17Z	320		17	500			
12600-21Z	12600-21Z	360		21	600			
12700-24Z	12700-24Z	440		24	700			
12800-28Z	12800-28Z	480		28	800			
12900-31Z	12900-31Z	560		31	900			
121000-34Z	121000-34Z	640		34	1,000			
121100-38Z	—	680		38	1,100			
121200-42Z	—	720		42	1,200			



major dimensions								dynamic load C N	static load Co N	allowable load F N	mass (one set) g	size
M×P mm	N mm	E mm	F	d mm	G mm	H mm	T mm					
2×100	50	12	M10	8.5	13.5	8.2	4	124,000	145,000	48,300	6,880	12300
3×100								162,000	203,000	67,600	9,090	12400
4×100								180,000	232,000	77,200	11,400	12500
5×100								214,000	290,000	96,600	13,700	12600
6×100								247,000	348,000	115,000	15,800	12700
7×100								279,000	406,000	135,000	18,200	12800
8×100								294,000	435,000	144,000	20,500	12900
9×100								324,000	493,000	164,000	22,800	121000
10×100								354,000	551,000	183,000	25,000	121100
11×100								382,000	609,000	202,000	27,300	121200

1N≒0.102kgf